



DEMARCATON OF ARCHITECTURAL WORK MATRIX












































	Professional Architect Draughtsperson	PD
	Professional Architect Technologist	PT
	Professional Senior Architectural Technologist	PST
	Professional Architect	PA

The nature of work for each category of architectural professional is defined and ascertained in this Matrix. The practice of architectural work generally consists of the provision of professional services in connection with the design, construction, enlargement, conservation, restoration or alteration of a building and group of buildings. The scope of architectural work could range from the design of large, monumental complexes to modest, small-scale, informal interventions. But size alone does not determine the scope. This Matrix is based on the classification of architectural work according to two sets of criteria: 1) the complexity of the project, which ranges from low through medium to high. The latter typically being a building or buildings in a large or complicated grouping with a significant impact on the environment. 2) site sensitivity, which is also classified from low through medium to high sensitivity, as defined by legislation such as the National Heritage Resources Act No. 25 of 1999 (As amended) and the National Environmental Management Act No. 107 of 1998(As amended)

Low sensitivity site	Means a site that is not defined as, nor exhibits, any evidence of environmental or heritage significance and do not require EIA, HIA or SIA studies to be undertaken before development. Low sensitivity sites are normal, but not exclusively, within already developed urban areas
Medium sensitivity site	Means a site which exhibits some evidence of environmental or heritage significance which does not require an EIA, HIA or SIA study
High sensitivity site	Means a site identified as of special environmental or heritage significance which will require EIA, HIA or SIA studies to be undertaken to define the

B	Basic complexity building
L	Low complexity building
M	Medium complexity building
H	High complexity building

NOTE: Building types include their boundary walls

Category	Building Type	Complexity	Professional Architect Draughtsperson (PD)	Professional Architect Technologist (PT)	Professional Senior Architectural Technologist (PST)	Professional Architect (PA)	
A1 Restaurants	A1.1 A la Carte Restaurant	M					
	A1.2 Fast Food Outlet / Snack Bar / Coffee Shop	L					
	A1.3 Drive-through / Drive-in Food Outlets	L					
A2 Entertainment / Assembly	A2.1 Community Hall	M					
	A2.2 Multi-Purpose Hall	M					
	A2.3 Dance Hall	M					
	A2.4 Night Club / Disco	M					
	A2.5 Civic Centre	H					
	A2.6 Pub / Bar / Ladies Bar	M					
	A2.7 Shebeen / Tavern	B					
	A2.8 Open Air Amphitheatre	M					
A3 Theatrical / Music	A3.1 Opera House / Concert Hall	H					
	A3.2 Theatre	H					
	A3.3 Auditorium	H					
	A3.4 Cinema	H					
	A3.5 Drive-in Cinema	M					
	A3.6 Recording Studio	H					
A4 Places of Instruction	A4.1 Small School / Farm School / Small Rural School	L					
	A4.4 Primary & Secondary School	H					
	A4.5 College / University / Place of Higher Learning	H					
	A4.6 Specialised Training Facility	H					
	A4.7 Conference Centre	H					
	A4.8 Convention Centre	H					
	A5 Places of Worship	A5.1 Religious Assembly Hall	M				
		A5.2 Church / Temple / Mosque / Synagogue < 150 people	M				
A5.3 Church / Temple / Mosque / Synagogue >150 people		H					
A6 Indoor Sport	A6.1 Sports Club Building	M					
	A6.2 Gymnasium	M					
	A6.3 Health Club / Centre / Spa	H					
	A6.4 Indoor Swimming Pool / Sports Track / Arena / Covered Stadium / Squash Court / Bowling Alley	H					
	A6.5 Covered Stadium	H					
	A7 Outdoor Sport	A7.1 Arena	M				
A7.2 Stadium		H					
A7.3 Sports Field / Track / Court / Bowling Green		M					
A7.4 Domestic Swimming Pool		B					
A7.5 Swimming Pool / Diving Centre		H					
A7.6 Specialised Facilities e.g. Wave Pools / Climbing Walls / Skateboard Rinks		H					

